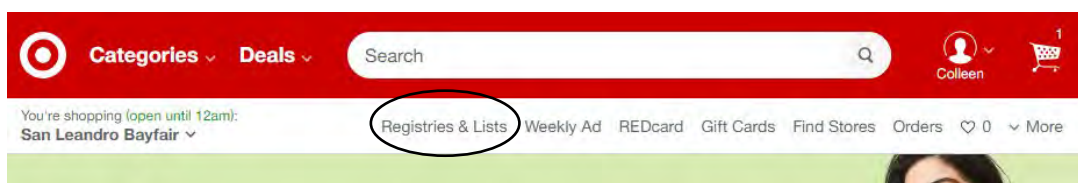


# HOME STRETCH HOUSING ASSISTANCE FUND

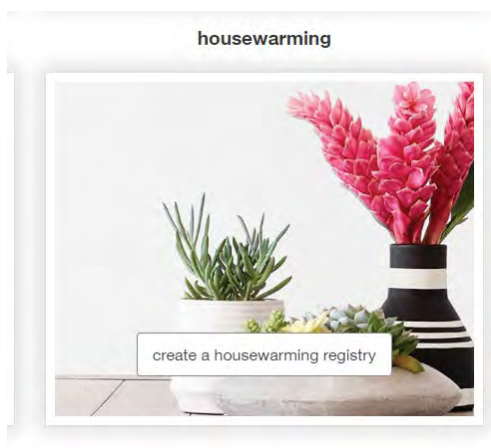
## **Instructions for Requesting Home Furnishings and Household Items from Target**

Applicants and service providers should complete this process together. Please remember that only items on the 'Approved Home Furnishings and Household Items' list can be requested and the total cost of the requested items, including any shipping costs and taxes (tax rates may vary based on location), cannot exceed the approved amount. Applicants can request items from up to 2 of the approved vendors. See the Home Furnishing and Household Item vendor list.

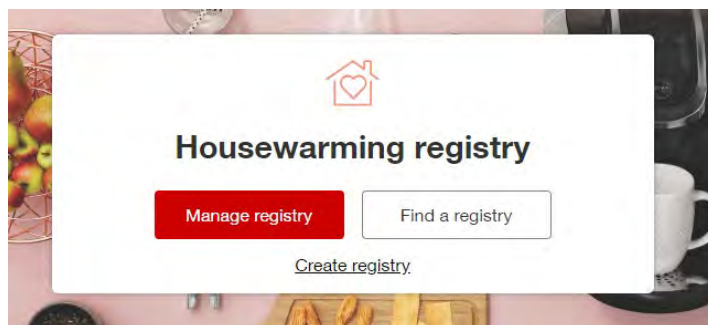
- 1) Go to [www.target.com](http://www.target.com).
- 2) Click on **Registries & Lists** on the banner.



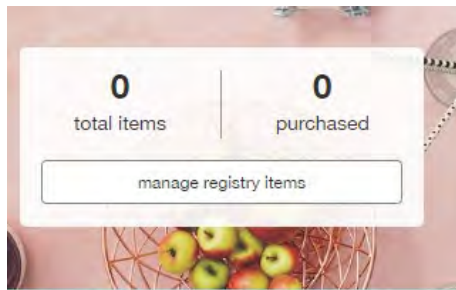
- 3) Scroll down and click on **Create a Housewarming Registry**.



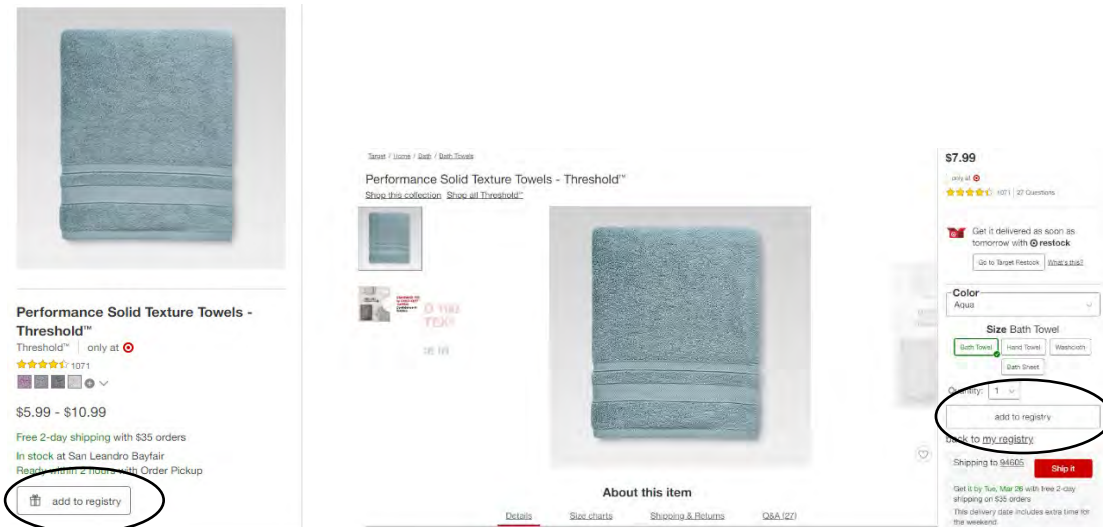
- 4) Click **Manage Registry**.



- 5) Click **Manage Registry Items**.

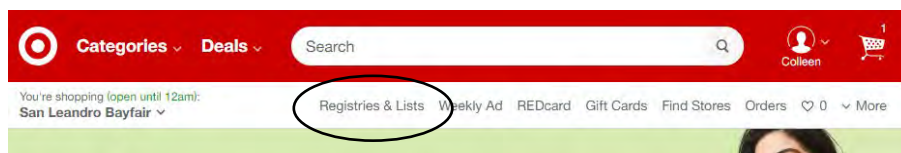


6) Find an item you want and click the **Add to Registry** button.



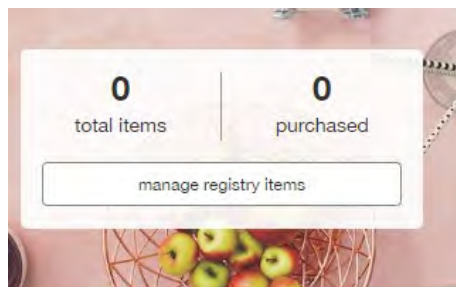
7) Continue shopping and adding items to your registry until you have added all of the desired and approved items on your registry.

8) Go to your registry to review the items by clicking on **Registries & Lists** on the banner.



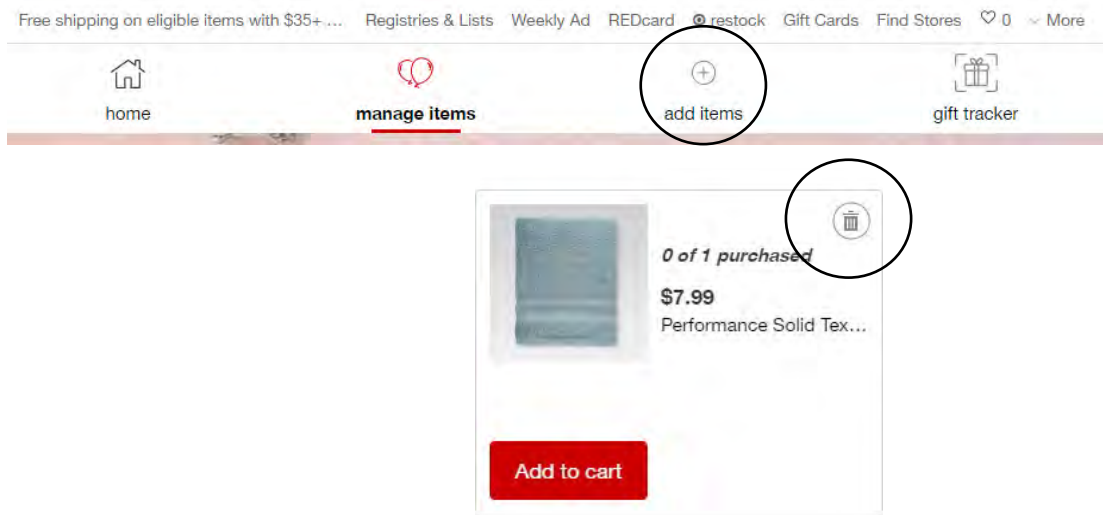
9) Click on the appropriate registry under **Manage Your Registries & Lists**.

10) Click on **Manage Registry Items**.

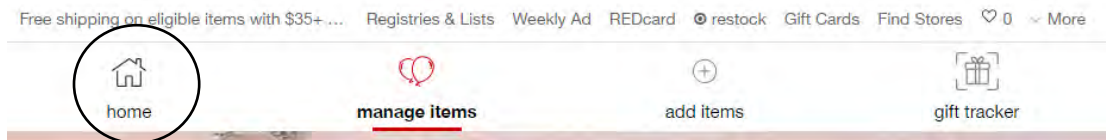


11) Review the items to ensure that all of the items you want are on your registry, the quantity is correct, and there are no additional items on your registry. You will also need to add up the cost of the items to make sure that your request is not exceeding the approved amount, be sure to include shipping costs in your calculation.

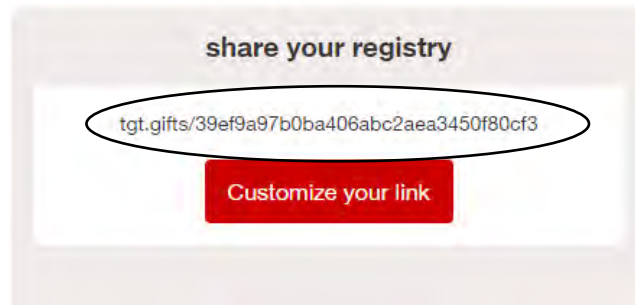
You can click on **Add Items** if you realize that something is missing or you can click on the icon of the trash can to delete an item from the registry.



12) Click on **Home** to return to the home page for your registry.



13) Click on the link under **Share Your Registry**.



14) Copy the URL of the page you are sent to by clicking on that link.



15) The service provider then sends the link to the HCSA Housing Solutions for Health staff along with the address where the items should be sent and information about whether or not the items can be sent immediately.