

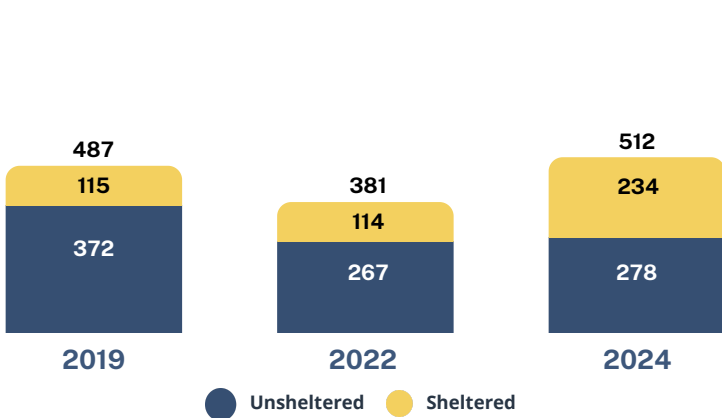


CITY OF HAYWARD

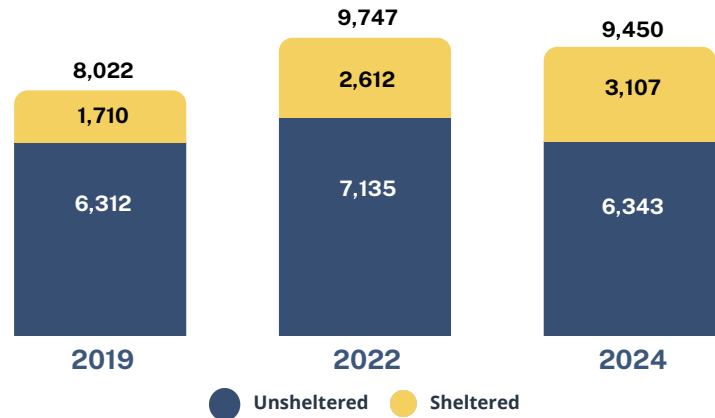
HOMELESS CENSUS & SURVEY 2024 EXECUTIVE SUMMARY

Every 2 years, communities conduct counts of people experiencing both sheltered and unsheltered homelessness. The 2024 Alameda County Point-in-Time (PIT) Count was a community-wide effort conducted on January 25, 2024. The snapshot below includes people enrolled in shelter projects in Hayward on the night of January 24th and those interviewed or observed as experiencing unsheltered homelessness in the early morning hours of 1/25/24.

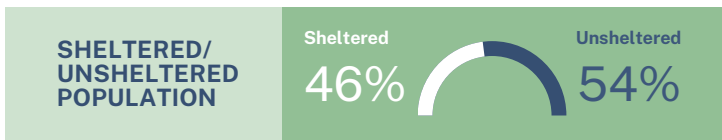
CITY OF HAYWARD



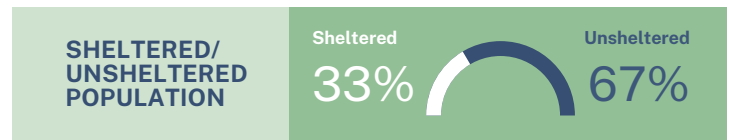
ALAMEDA COUNTY



HAYWARD



ALAMEDA COUNTY



TYPE OF SHELTER

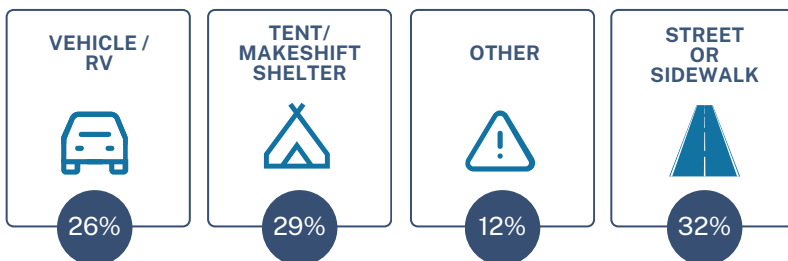
HAYWARD

Emergency Shelter	Transitional Housing	Safe Haven
71%	29%	0%

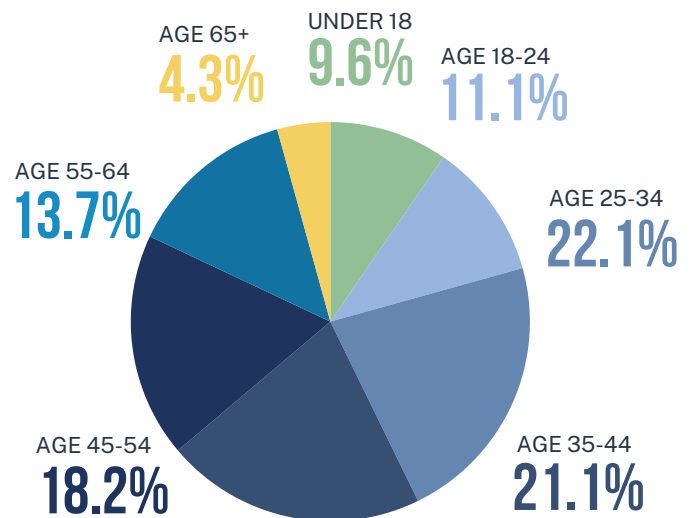
ALAMEDA COUNTY

Emergency Shelter	Transitional Housing	Safe Haven
73.1%	26.6%	0.4%


HAYWARD UNSHELTERED SLEEPING LOCATIONS



AGE RANGES



RESIDENCE PRIOR TO BECOMING HOMELESS

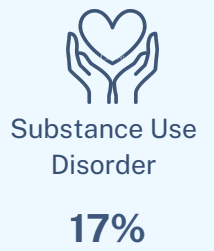
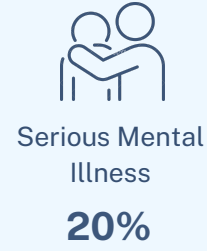

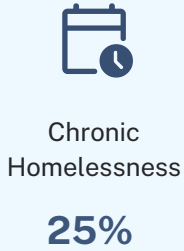




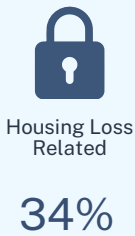
CITY OF HAYWARD

HOMELESS CENSUS & SURVEY 2024 EXECUTIVE SUMMARY

HOUSEHOLD CHARACTERISTICS



PRIMARY CAUSES OF HOMELESSNESS



LENGTH OF TIME LIVING IN ALAMEDA COUNTY



< 1 Year	1-4 Yrs	5-9 Yrs	10+ Yrs
4.8%	3.2%	6.3%	85.7%

Gender Groups

(*Please note the US Census only provides data for Male and Female categories)



*Additional Gender Identities

5.9%

Man

51.2%

Man

63.5%

Woman

48.8%

Woman

30.7%

ADDITIONAL HOUSEHOLD CHARACTERISTICS



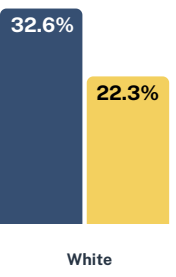
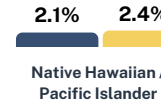
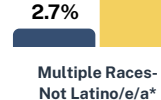
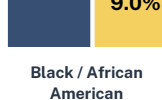
RACE IDENTITIES COMPARED TO GENERAL POPULATION



PIT



General Population



*Census data does not currently differentiate between Hispanic/Latino/a/e status for Multiple Races