

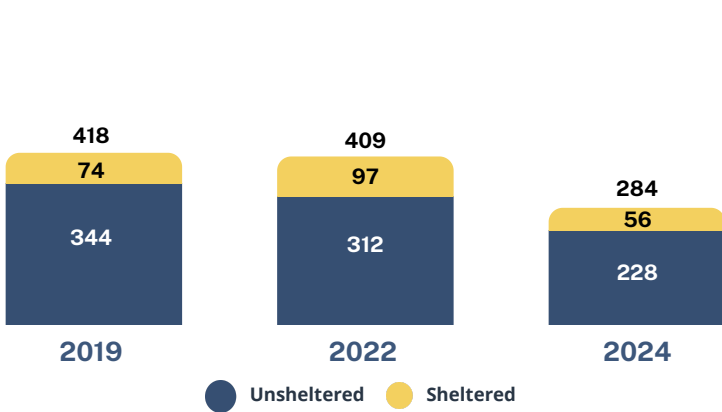


# CITY OF SAN LEANDRO

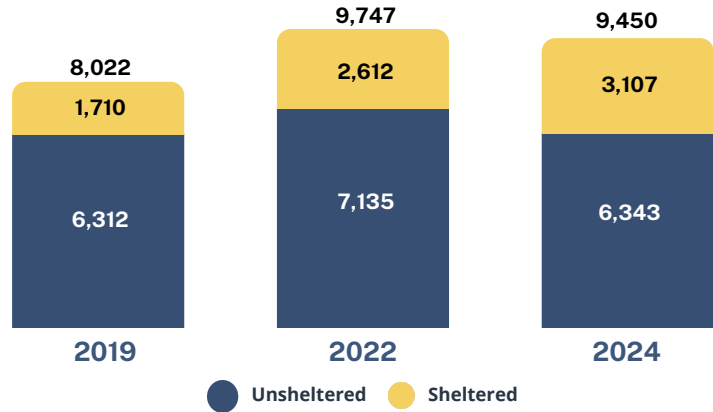
## HOMELESS CENSUS & SURVEY 2024 EXECUTIVE SUMMARY

Every 2 years, communities conduct counts of people experiencing both sheltered and unsheltered homelessness. The 2024 Alameda County Point-in-Time (PIT) Count was a community-wide effort conducted on January 25, 2024. The snapshot below includes people enrolled in shelter projects in San Leandro on the night of January 24th and those interviewed or observed as experiencing unsheltered homelessness in the early morning hours of 1/25/24.

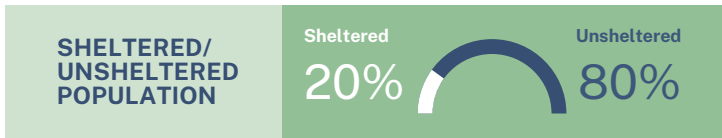
### CITY OF SAN LEANDRO



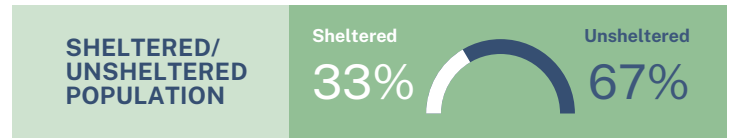
### ALAMEDA COUNTY



### SAN LEANDRO



### ALAMEDA COUNTY



### TYPE OF SHELTER

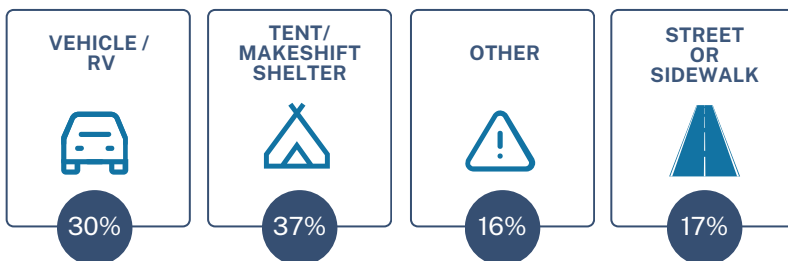
#### SAN LEANDRO

Emergency Shelter	Transitional Housing	Safe Haven
100%	0%	0%

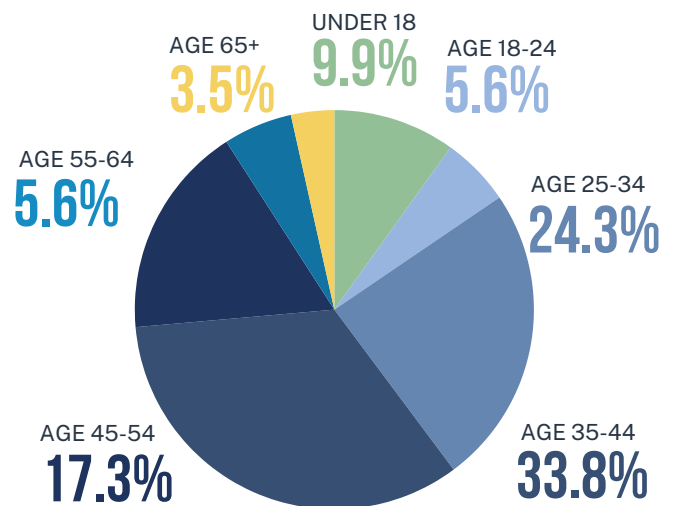
#### ALAMEDA COUNTY

Emergency Shelter	Transitional Housing	Safe Haven
73.1%	26.6%	0.4%


### SAN LEANDRO UNSHELTERED SLEEPING LOCATIONS



### AGE RANGES



### RESIDENCE PRIOR TO BECOMING HOMELESS

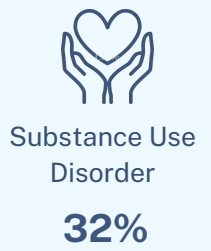
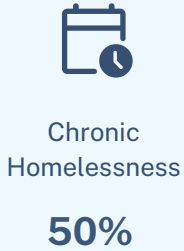




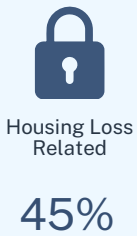
# CITY OF SAN LEANDRO

## HOMELESS CENSUS & SURVEY 2024 EXECUTIVE SUMMARY

### HOUSEHOLD CHARACTERISTICS



### PRIMARY CAUSES OF HOMELESSNESS



### LENGTH OF TIME LIVING IN ALAMEDA COUNTY

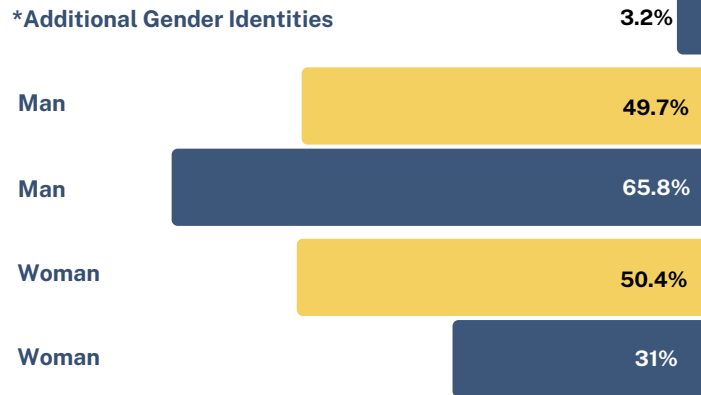


< 1 Year	1-4 Yrs	5-9 Yrs	10+ Yrs
8.3%	8.3%	7.1%	76.2%

### Gender Groups

(\*Please note the US Census only provides data for Male and Female categories)

**PIT** **General Population**

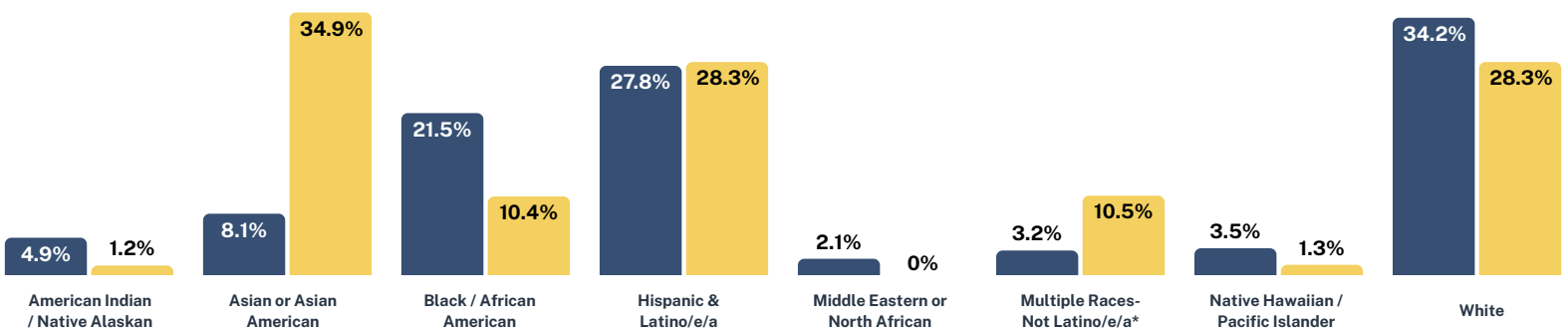


### ADDITIONAL HOUSEHOLD CHARACTERISTICS



### RACE IDENTITIES COMPARED TO GENERAL POPULATION

**PIT** **General Population**



\*Census data does not currently differentiate between Hispanic/Latino/a/e status for Multiple Races